

Railways sector

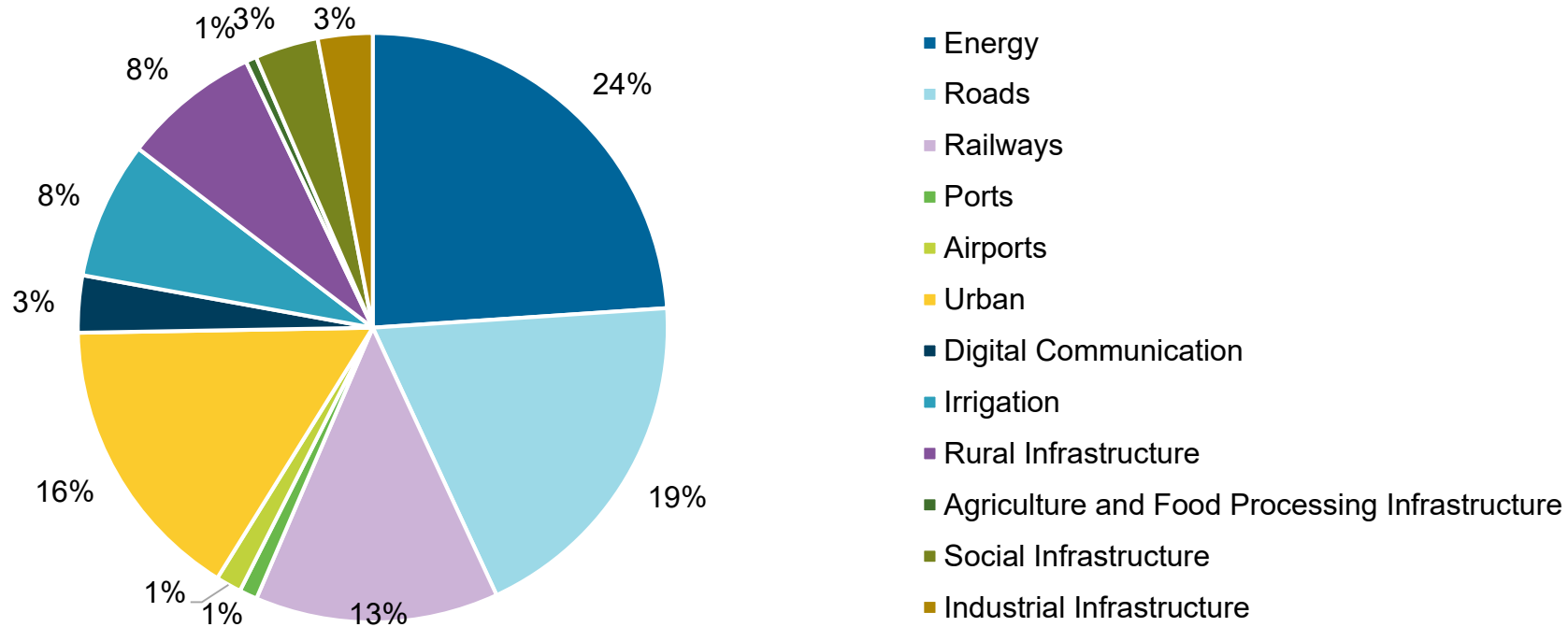


NIP sector-wise summary



The total project capital expenditure in infrastructure sectors in India during the fiscals 2020 to 2025 is projected at ~ Rs 102 lakh crore. The sector-wise annual projected capital expenditure is detailed below. During fiscals 2020 to 2025, sectors such as energy (24%), urban (16%), railways (13%) and roads (19%) accounted for ~70% of the projected infrastructure investments in India.

Sector-wise break-up of project capital expenditure worth Rs 102 lakh crore during FY20-25



Source: Ministries/ departments/state governments

Railways sector vision



Current status

Low modal share of Indian Railways (IR) in **freight traffic** at 33%

Two DFCs of total length ~3,360 km under implementation

High-speed railway (**HSR**) network - **NIL**

Two stations being developed on **PPP basis** - Gandhinagar and Habibganj


46% of the existing railway network has been **electrified** as of March 31, 2018

High network congestion: **50%** sections on high-density routes operate at a **capacity utilisation > 120%**

Limited focus on safety and security aspects

Customer experience to be improved given **lack of basic amenities, frequent delays**

Average accidents per year: ~113 for the period 2015-17



Vision 2025

Healthy private sector participation: 30% of net cargo volumes and 500 passenger trains privatised; 30% of 750 stations privatised; rolling stock from the private sector

Higher > 40% modal share of railways in freight traffic

EDFC and WDFC fully operational with **construction underway of planned DFCs:** east-west, north-south, east-coast and south-west

Mumbai-Ahmedabad HSR to be operational; other identified HSR at **advanced stage** of implementation

100% of the existing railway network electrified

Optimum utilisation of existing rail network – lesser delays, due to doubling / tripling of sections on high density corridors

Focus on **safer travel**, accidents to reduce drastically

Improved customer experience with high-quality amenities, modern stations and quality catering

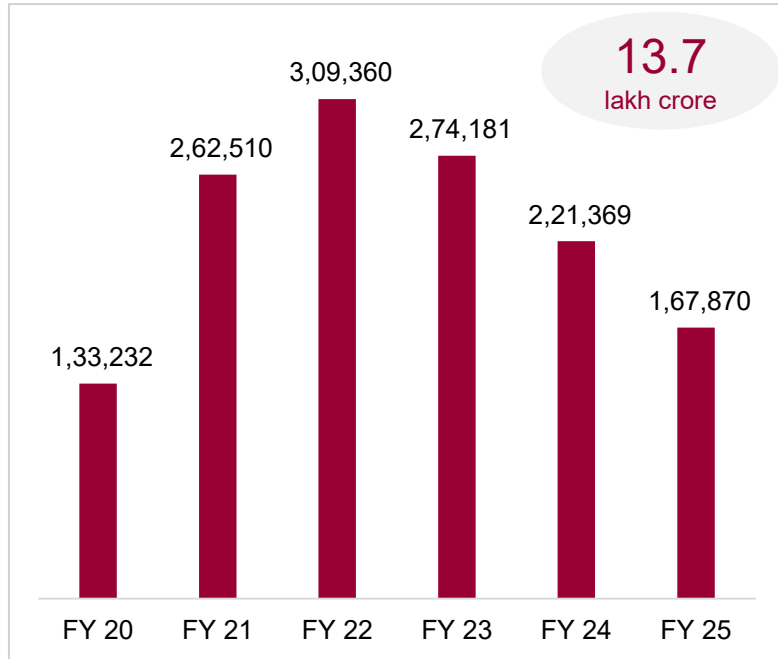
Higher average speed due to investment in better coaches, track upgrades, upgraded locomotives



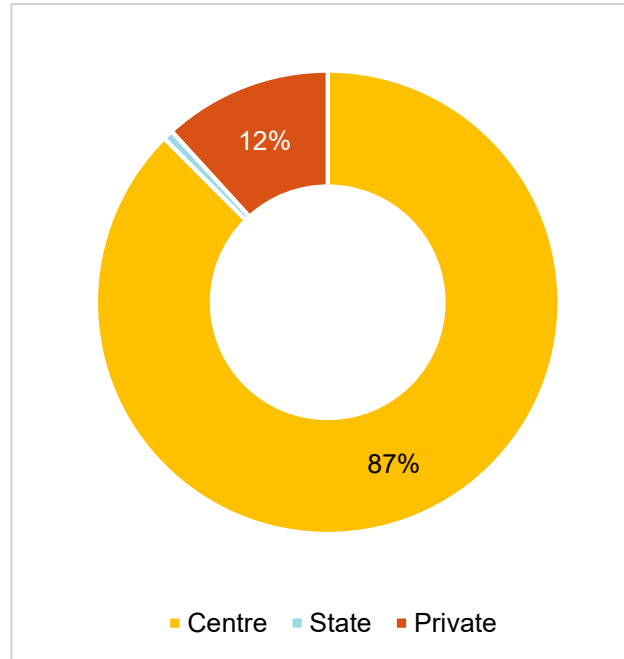
Railways NIP summary



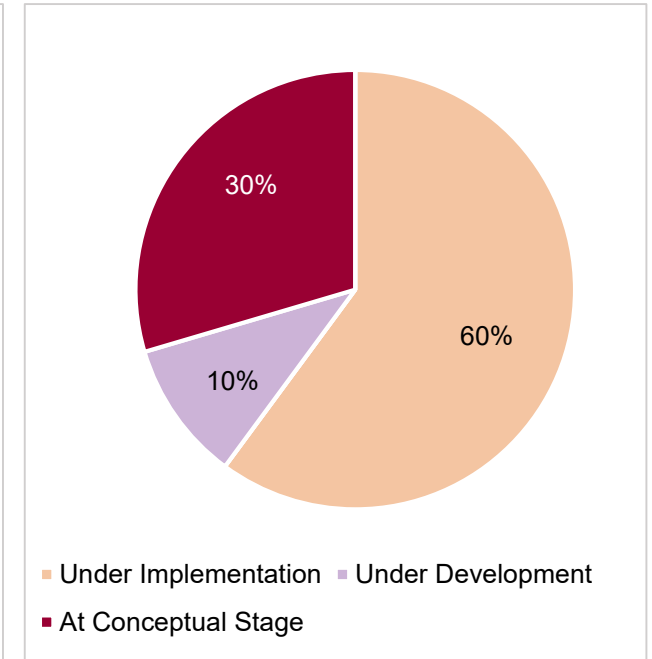
Annual phasing of investments (Rs crore)



Implementing agency



Status of projects



- 87% of the NIP to be implemented by the Centre; 60% of the projects are in the implementation stage
- Lower execution rate after FY23 through to FY25
- Major projects include dedicated freight corridors and high speed rail